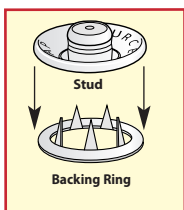


# How to Use The Snap Source® Products: The SnapSetter® Tool Adapters

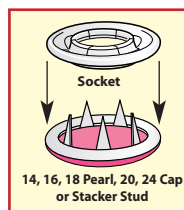


**Value and versatility in one. It's a snap to use!**

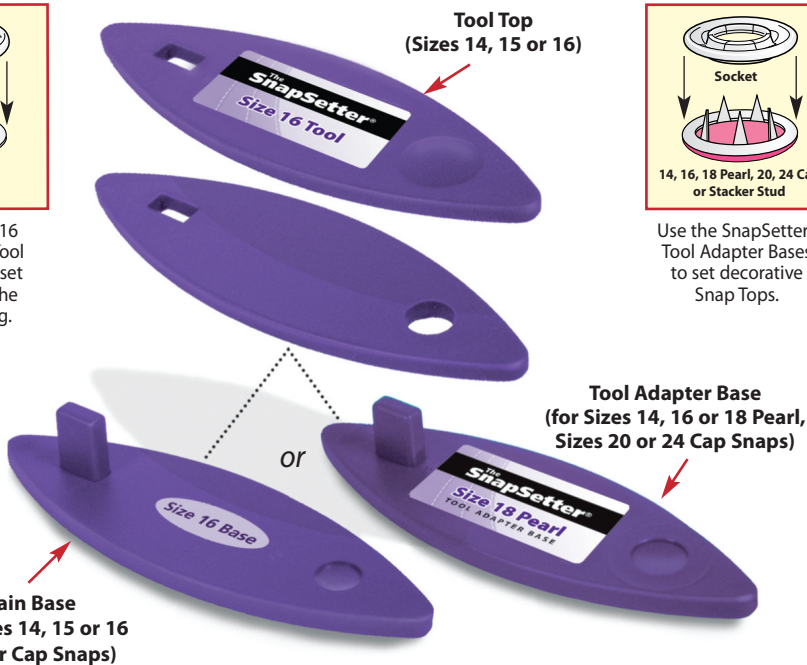
Simply interchange the appropriately sized SnapSetter® Tool Adapter Base with our Size 16 SnapSetter® Main Base to create a whole new "tool" with endless attaching possibilities.



Use the Size 16 SnapSetter® Tool Main Base to set the Stud to the Backing Ring.



Use the SnapSetter® Tool Adapter Bases to set decorative Snap Tops.



*Note: Be sure the appropriately sized 14, 16 and 18 Pearl or 20 and 24 Cap fits snugly into the indented area on the coordinating size Adapter Base. If the snap does not fit, the wrong size Tool Main or Adapter Base is being used.*

**For best results: To ensure a quality finished project, use our industrial long-prong snap fasteners.**

Visit our website at [www.snapsource.com](http://www.snapsource.com) for more information about using our snap products.

The Snap Source, Inc.  
PO Box 4965  
Troy, MI 48099

*Caution: All packages contain small parts and should be kept out of reach of children.*

**All products are CPSIA Compliant**

© 2015 The Snap Source, Inc.

